

Important Safety Instructions

1. Read these instructions
2. Keep these instructions
3. Heed all warnings
4. Follow all instructions
5. Do not use this apparatus near water
6. Clean only with dry cloth
7. Do not install near any heat sources such as radiators, heat registers, stoves, or other apparatus (including amplifiers) that produce heat
8. Do not defeat the safety purpose of the polarized or grounding-type plug. A polarized plug has two blades with one wider than the other. A grounding type plug has two blades and a third grounding prong. The wide blade or the third prong are provided for your safety. If the provided plug does not fit into your outlet, consult an electrician for replacement of the obsolete outlet
9. Protect the power cord from being walked on or pinched particularly at plugs, convenience receptacles, and the point where they exit from the apparatus
10. The socket-outlet shall be installed near the equipment and shall be easily accessible
11. Only use attachments/accessories specified by the manufacturer
12. Use only with the cart, stand, tripod, bracket, or table specified by the manufacturer, or sold with the apparatus. When a cart is used, use caution when moving the cart/apparatus combination to avoid injury from tip-over
13. Unplug this apparatus during lightning storms or when unused for long periods of time
14. Refer all servicing to qualified service personnel. Servicing is required when the apparatus has been damaged in any way, such as power-supply cord or plug is damaged, liquid has been spilled or objects have fallen into the apparatus, the apparatus has been exposed to rain or moisture, does not operate normally, or has been dropped
15. No naked flames, such as lighted candles, should be placed on the apparatus



WARNING: This equipment must only be connected to USB 1.1 or 2.0 type ports





Instructions de sécurité importantes

1. Lisez ces instructions
2. Conservez ces instructions
3. Tenez compte de tous les avertissements
4. Suivez toutes les instructions
5. N'utilisez pas cet appareil avec de l'eau à proximité
6. Nettoyez-le uniquement avec un chiffon doux
7. Ne bloquez aucune ouverture de ventilation. Installez-le conformément aux instructions du fabricant
8. Ne l'installez pas près d'une source de chaleur de type radiateur, bouche de chaleur, poêle ou autre appareil (dont des amplificateurs) qui produit de la chaleur
9. Ne supprimez pas le dispositif de sécurité que représente la fiche polarisée ou de terre. Une fiche polarisée a deux lames dont une plus large que l'autre. Une fiche de terre a deux bornes et une troisième pour la terre. La lame large ou la borne de terre servent à votre sécurité. Si la fiche fournie ne rentre pas dans votre prise, consultez un électricien pour le remplacement de la prise obsolète
10. Évitez que le cordon d'alimentation ne soit piétiné ou pincé, particulièrement au niveau des fiches, des multiprises et de la sortie de l'appareil
11. N'utilisez que des fixations/accessoires spécifiés par le fabricant
12. N'utilisez qu'un chariot, stand, trépied, fixation ou table spécifié par le fabricant, ou vendu avec l'appareil. Si vous utilisez un chariot, prenez garde lors du déplacement de l'ensemble chariot/appareil à ne pas être blessé par un renversement
13. Débranchez cet appareil durant les orages ou en cas de non utilisation prolongée
14. Confiez toute réparation à un personnel de maintenance qualifié. Une réparation est nécessaire si l'appareil a été endommagé de quelque façon que ce soit, notamment si le cordon d'alimentation ou sa fiche sont endommagés, si du liquide a été renversé sur l'appareil ou si des objets sont tombés à l'intérieur, si l'appareil est exposé à la pluie ou à l'humidité, ne fonctionne pas normalement ou est tombé



AVERTISSEMENT: cet équipement doit être connecté uniquement à des ports USB de type 1.1 ou 2.0

Important Safety Precautions / Précautions importantes de sécurité

 <div style="border: 1px solid black; padding: 2px; text-align: center;"> CAUTION <small>RISK OF ELECTRIC SHOCK DO NOT OPEN</small> </div> 	<p>CAUTION: TO REDUCE THE RISK OF ELECTRIC SHOCK, DO NOT REMOVE COVER (OR BACK). NO USER-SERVICEABLE PARTS INSIDE. REFER SERVICING TO QUALIFIED SERVICE PERSONNEL.</p> <p>ATTENTION : POUR RÉDUIRE LE RISQUE DE CHOC ÉLECTRIQUE, NE RETIREZ PAS LE CAPOT (NI LE DOS). AUCUNE PIÈCE N'EST RÉPARABLE PAR L'UTILISATEUR À L'INTÉRIEUR. CONFIEZ TOUTE RÉPARATION À DU PERSONNEL DE MAINTENANCE QUALIFIÉ.</p>
	<p>The lightning flash with arrowhead symbol, within equilateral triangle, is intended to alert the user to the presence of uninsulated "dangerous voltage" within the product's enclosure that may be of sufficient magnitude to constitute a risk of electric shock to persons.</p> <p>Le symbole d'éclair à pointe de flèche dans un triangle équilatéral est destiné à alerter l'utilisateur de la présence d'une "tension dangereuse" non isolée dans l'enceinte du produit, tension d'amplitude suffisante pour constituer un risque d'électrocution pour les personnes.</p>
	<p>The exclamation point within an equilateral triangle is intended to alert the user to the presence of important operating and maintenance (servicing) instructions in the literature accompanying the appliance.</p> <p>Le point d'exclamation dans un triangle équilatéral est destiné à alerter l'utilisateur de la présence d'instructions importantes de fonctionnement et de maintenance (réparation) dans la documentation accompagnant l'appareil.</p>
<p>WARNING: TO REDUCE THE RISK OF FIRE OR ELECTRIC SHOCK, DO NOT EXPOSE THIS APPLIANCE TO RAIN OR MOISTURE AND OBJECTS FILLED WITH LIQUIDS, SUCH AS VASES, SHOULD NOT BE PLACED ON THIS APPARATUS</p>	
<p>AVERTISSEMENT: POUR PRÉVENIR TOUT DANGER D'INCENDIE OU DE CHOC, N'EXPOSEZ PAS CET APPAREIL À LA PLUIE NI À L'HUMIDITÉ.</p>	

Environmental Declaration

Compliance Information Statement: Declaration of Compliance procedure	
Product Identification:	Novation Launchpad Mini
Responsible party:	American Music and Sound
Address:	4325 Executive Drive
	Suite 300
	Southaven
	MS 38672
Telephone:	800-431-2609
<p>This device complies with part 15 of the FCC Rules. Operation is subject to the following two conditions: (1) This device may not cause harmful interference, and (2) this device must accept any interference received, including interference that may cause undesired operation.</p>	

For USA – to the User:

- Do not modify this unit! This product, when installed as indicated in the instructions contained in this manual, meets FCC requirements. Modifications not expressly approved by Focusrite Audio Engineering Limited may void your authority, granted by the FCC, to use this product.
- Important: This product satisfies FCC regulations when high quality shielded cables are used to connect with other equipment. Failure to use high quality shielded cables or to follow the installation instructions within this manual may cause magnetic interference with appliances such as radios and televisions and void your FCC authorization to use this product in the USA.
- Note: This equipment has been tested and found to comply with the limits for a Class B digital device, pursuant to part 15 of the FCC Rules. These limits are designed to provide reasonable protection against harmful interference in a residential installation. This equipment generates, uses and can radiate radio frequency energy and, if not installed and used in accordance with the instructions, may cause harmful interference to radio communications. However, there is no guarantee that interference will not occur in a particular installation. If this equipment does cause harmful interference to radio or television reception, which can be determined by turning the equipment off and on, the user is encouraged to try to correct the interference by one or more of the following measures:
 - Reorient or relocate the receiving antenna
 - Increase the separation between the equipment and receiver
 - Connect the equipment into an outlet on a circuit different from that to which the receiver is connected
 - Consult the dealer or an experienced radio/TV technician for help

For Canada – to the User:

This Class B digital apparatus complies with Canadian ICES-003
 Cet appareil numérique de la classe B est conforme à la norme NMB-003 du Canada.

RoHS Notice

Focusrite Audio Engineering Limited has conformed and this product conforms, where applicable, to the European Union's Directive 2011/65/EU on Restrictions of Hazardous Substances (RoHS) as well as the following sections of California law which refer to RoHS, namely sections 25214.10, 25214.10.2, and 58012, Health and Safety Code; Section 42475.2, Public Resources Code.