

LAUNCHCONTROL

GETTING STARTED GUIDE

OVERVIEW

Launch Control is the perfect partner to Launchpad and Launchpad S extending the opportunities for producing and performing with Ableton Live. It's also a versatile controller which can be mapped to other music making or DJ software.

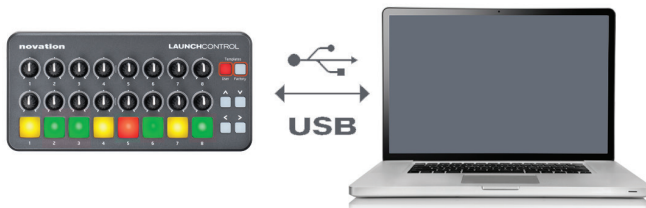
Launch Control is also an iPad compatible controller, fully integrated with the Novation Launchpad app or as a controller to be mapped to your favourite music apps. The Novation Launchpad app is a loop-triggering performance app. Use the pads on Launch Control to trigger sounds and FX, and the knobs to control volume and filters.

HARDWARE



CONNECTING LAUNCH CONTROL TO A PC

Launch Control is a class compliant USB MIDI device, therefore no drivers are required for use with a computer. Simply connect Launch Control to your computer as shown below.



LAUNCH CONTROL WITH ABLETON LIVE

Launch Control is fully integrated with Ableton Live 9.0.6 and above. Please ensure that you have the most up to date version. Go to www.ableton.com to get the latest installers.

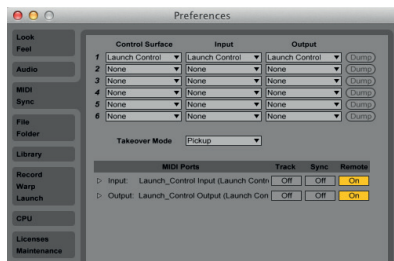
Documentation showing integration with Live is available at www.novationmusic.com/register

|||≡ Ableton Live Lite

We've included a free copy of Ableton Live Lite. Installers and unlock codes are available by registering your product at the above web page.

SETUP IN ABLETON LIVE

Load Ableton preferences and select the MIDI Sync tab. Setup the Control Surface and MIDI ports as shown below.

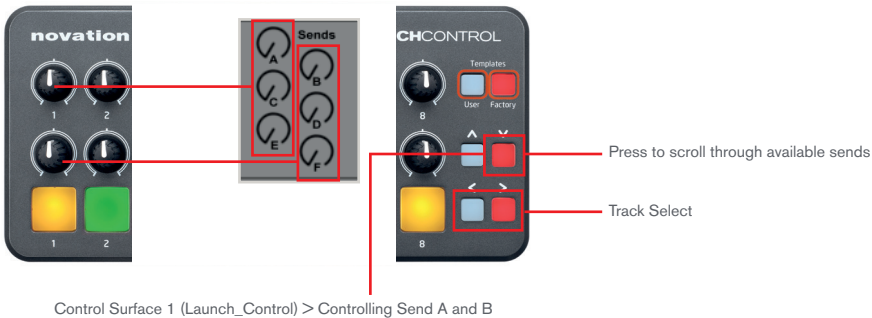



SELECTING THE 3 LAUNCH CONTROL TEMPLATES FOR ABLETON LIVE

There are 3 templates used to control Live. To select each template, press and hold the Factory Template button, then press pad 1, 2, or 3.



TEMPLATE 1: MIXER



Scene Up/Down

- Track Select



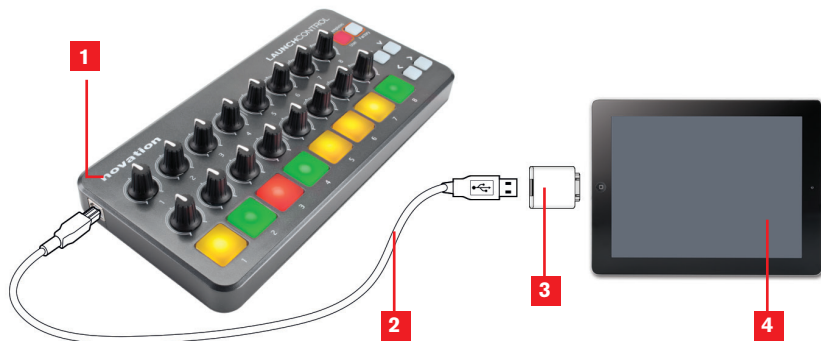
Device Select

- Track Select



USING LAUNCH CONTROL WITH iPad

Launch Control can be connected to an Apple iPad. An Apple Camera Connection Kit is required (available from the Apple Store or online). Launch Control will power from the iPad.



- 1 Launch Control
- 2 USB
- 3 Apple 30 pin Camera Connection Kit (not included)
- 4 iPad

Note that 30 pin Camera Connection Kit is required for iPad, iPad 2, 3. A Lightning to USB Camera Adapter is required for iPad 4 and iPad Mini.

TEMPLATE SWITCHING AND THE TEMPLATE EDITOR

Launch Control is not just a 16 pot, 8 pad controller; up to 16 templates are available totalling 448 available controls.

To switch template press and hold either the User or Factory template buttons. The 8 pads then will light up, with the selected template brightly lit. Press pads 1-8 to select template 1-8.

8 factory templates are available. These output a fixed set of MIDI CCs (pots and mode buttons) and Notes (Pads).

8 user templates are available. These output MIDI CCs (pots and mode buttons) and Notes (Pads), but are user editable.

To download the Launch Control Editor software go to www.novationmusic.com/register



REGISTRATION AND SUPPORT

THANK YOU FOR CHOOSING NOVATION LAUNCH CONTROL!

Please register your Launch Control online at: **www.novationmusic.com/register**

For customer support, please contact us online: **www.novationmusic.com/support**

Novation is a registered trademark of Focusrite Audio Engineering Ltd. Launch Control is a trademark of Focusrite Audio Engineering Ltd. 2013

iPad is a trademark of Apple Inc., registered in the U.S. and other countries.

©Focusrite Audio Engineering Ltd. All rights reserved.