



Room Model

Available Speaker Emulations

Professional Studio



Bedroom Studio


















Living Room



Listening environment data

Listening Environment	Dimensions	Volume	Reverb Time
Professional Studio	6.10 x 6.48 x 3.53 m	139.40 m ³	0.38 s
Living room	5.48 x 4.66 x 2.79 m	71.27 m ³	0.36 s
Bedroom Studio	3.28 x 3.69 x 2.47 m	29.90 m ³	0.47 s

Loudspeaker emulation data

	Description	Based On	Size (cm)	Tweeter	Woofers	System
	ADAM S2.5A	ADAM S2.5A	45H, 28W, 30D	Ribbon	8"	Active 2-way bass reflex
	US Passive Nearfield	Alesis Monitor One	38H, 22W, 24D	1" silk dome tweeter w/ ferrofluid cooling	6.5" mineral-filled polypropylene cone	Passive 2-way rear firing port
	Auratone 5C	Auratone 5C	17H, 17W, 14D	(none)	4"	Passive single driver closed box
	British 80's Hi-Fi	B&W DM12	34H, 22W, 26D	1" polyester weave dome	6" bass/midrange driver	Passive 2-way closed box
	Computer Desktop	Creative S8S35	15H, 8W, 10D	(none)	2.5"	Active single driver rear firing port
	Genelec 1031A	Genelec 1031A	49H, 25W, 29D	1" metal dome	8" poly composite driver	Active 2-way vented box
	Budget Micro System	Goodmans MS188	28H, 18W, 19D	1" dome	3.5"	Passive 2-way ported box
	British 90's Hi-Fi	KEF Q55.2	85H, 21W, 25D	1"	5"	Passive 2-way rear ported box with passive radiator
	KRK RP6 G2	KRK RP6 G2	33H, 22W, 27D	1" neodymium soft dome with ferrofluid	6" glass aramid composite	Active 2 way front firing ported box
	KRK VXT8	KRK VXT8	44H, 32W, 30D	1" silk dome ferrite	8" woven kevlar	Active 2 way front firing ported box
	Flat-Screen Television	Phocus LCD 26 TV	45H 87W 10D [Stereo TV]	(none)	2" x 4" oval-shaped driver	Active single driver
	British Studio	Quested S8R	42H, 30W, 35D	1" soft dome	8" cone	Active 2-way bass reflex
	Rogers LS3/5a	Rogers LS3/5a	30H, 19W, 16D	0.75"	5" KEF B110	Passive 2 way closed box
	Stirling LS3/5a	Stirling LS3/5a	30H, 19W, 16D	0.75"	5" KEF B110	Passive 2 way closed box
	Japanese White Classic	Yamaha NS-10M Pro	38H, 22W, 18D	1.5"	7" cone	Passive 2 way closed bookshelf